

Biotinylated Mouse GDF15 Protein (Primary Amine Labeling)

Cat. No. GDF-MM215B

Description

Source	Recombinant Biotinylated Mouse GDF15 Protein (Primary Amine Labeling) is expressed from HEK293 with hFc tag at the N-Terminus. It contains Ser189-Ala303.
Accession	Q9Z0J7
Molecular Weight	The protein has a predicted MW of 37.9 kDa. Due to glycosylation, the protein migrates to 40-50 kDa based on Bis-Tris PAGE result.
Endotoxin	Less than 1EU per μg by the LAL method.
Purity	> 95% as determined by Bis-Tris PAGE > 95% as determined by HPLC

Formulation and Storage

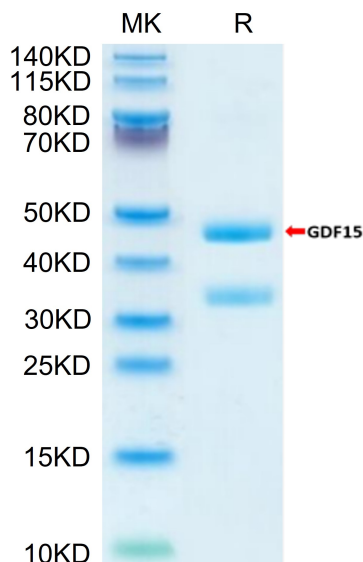
Formulation	Lyophilized from 0.22 μm filtered solution in PBS (pH 7.4). Normally 8% trehalose is added as protectant before lyophilization.
Reconstitution	Centrifuge the tube before opening. Reconstituting to a concentration more than 100 $\mu\text{g}/\text{ml}$ is recommended. Dissolve the lyophilized protein in distilled water.
Storage	-20 to -80°C for 12 months as supplied from date of receipt. -80°C for 3 months after reconstitution. Recommend to aliquot the protein into smaller quantities for optimal storage. Please minimize freeze-thaw cycles.

Background

Growth and differentiation factor 15 (GDF15) is an inflammation-associated hormone with poorly defined biology. Here, we investigated the role of GDF15 in bacterial and viral infections. Inflammation induced GDF15, and that GDF15 was necessary for surviving both bacterial and viral infections, as well as sepsis. The protective effects of GDF15 were largely independent of pathogen control or the magnitude of inflammatory response, suggesting a role in disease tolerance.

Assay Data

Bis-Tris PAGE



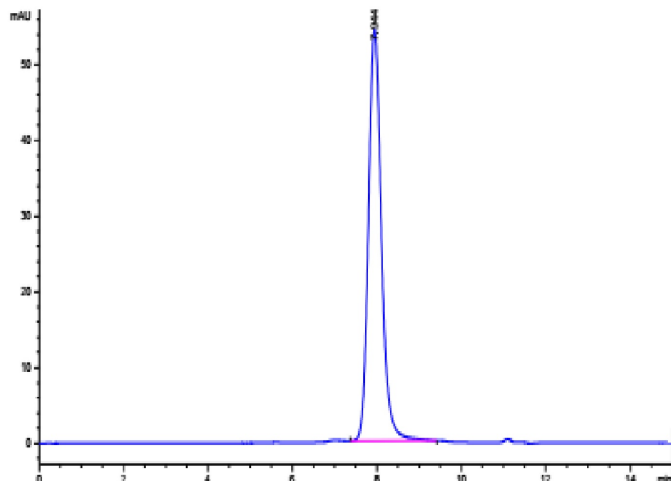
Biotinylated Mouse GDF15 on Bis-Tris PAGE under reduced condition. The purity is greater than 95%.

SEC-HPLC

Biotinylated Mouse GDF15 Protein (Primary Amine Labeling)

Cat. No. GDF-MM215B

Assay Data

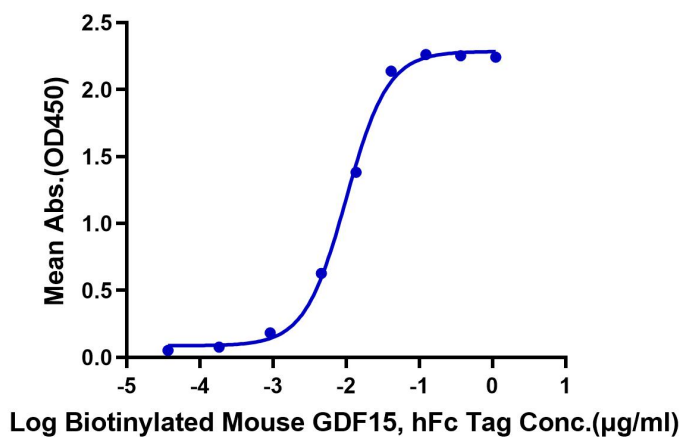


The purity of Biotinylated Mouse GDF15 is greater than 95% as determined by SEC-HPLC.

ELISA Data

Biotinylated Mouse GDF15, hFc ELISA

0.2µg Mouse GFRAL, His Tag Per Well



Immobilized Mouse GFRAL, His Tag at 2µg/ml (100µl/Well) on the plate. Dose response curve for Biotinylated Mouse GDF15, hFc Tag with the EC50 of 10ng/ml determined by ELISA.